




SIGHT-READING FOR THE ALTO SAXOPHONE



IMPROVE YOUR
SIGHT-READING!

BOOKLET 3

Rachel Hardman
Passionate About Music Education





F#



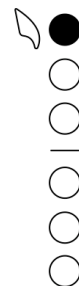
G



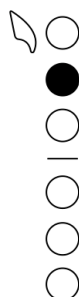
A



B



C



D



E



British name	American name	Note value	Rest	Number of beats
Semibreve	Whole note			4 beats (or whole bar)
Minim	Half note			2 beats
Crotchet	Quarter note			1 beat
Quaver	Eighth note			1/2 beat
Semiquaver	Sixteenth note			1/4 beat
Demisemiquaver	Thirty-second note			1/8 beat
Hemidemisemiquaver	Sixty-fourth note			1/16 beat



Sight-Reading 3 for Alto Saxophone

R. Hardman

$\text{♩} = 100$
1 2 3

Melody 1 *mp*

Melody 2 *mp*

Melody 3 *mf*

Melody 4 *p*

Melody 5

Melody 6

Melody 7 *mf*

Melody 8

Melody 9 *f* *mp*

Melody 10 *mp*

Melody 11 *mf*

Melody 12





Improve your Sight-Reading for the Alto Saxophone

Booklet 3

- Each worksheet has 12 lines of melodic patterns.
- Each melodic pattern lasts for 3 bars with a bar for resting and breathing. This gives you a chance to look ahead at the next line of pitches and rhythms.

Ideas for use!

- Clap the rhythms
- Say the rhythms with sounds (tea, coffee, lemonade, ti-ta, etc)
- Sing the letter names
- Play the melodic ideas on your instrument
- Play the whole worksheet as a round with some other music friends
- Use the patterns to compose simple, longer melodies for your instrument.

Happy playing!

Play-Along Recordings

On Youtube you will find play-along videos for all sight-reading exercises.

Youtube channel - @Music Theory Made Simple (<https://www.youtube.com/@musictheorymadesimple>)

