



RHYTHM READING

STUDENT BOOK 4

10 NEW WORKSHEETS
FOR THE
MIDDLE AND HIGH
SCHOOL CLASSROOM

Rachel Hardman
Passionate About Music Education



Welcome to the rhythm reading exercise book 4!

Each worksheet comes with a new rhythmic challenge for you to master.

Worksheet 31 - 9/8 time signature. dotted rhythms and rests

Worksheet 32 - 9/8 time signature. dotted rhythms and rests

Worksheet 33 - 5/4 time signature. Dotted rhythms, triplets and rests

Worksheet 34 - 5/4 time signature. Dotted rhythms, triplets and rests

Worksheet 35 - 4/4 time signature. Quavers, triplets and semiquavers

Worksheet 36 - 4/4 time signature. Quavers, triplets and semiquavers













Worksheet 37 - 4/4 time signature. Quavers, ties and semiquavers

Worksheet 38 - 4/4 time signature. Quavers, ties and semiquavers

Worksheet 39 - 4/4 time signature. Quavers, semiquavers and rests

Worksheet 40 - 4/4 time signature. Quavers, semiquavers and rests

For each worksheet there are 12 lines. Each of the 12 rhythm patterns consist of 3 measures and a bar for resting and breathing. This gives you a chance to look ahead at the next line.

British name	American name	Note value	Rest	Number of beats
Semibreve	Whole note			4 beats (or whole bar)
Minim	Half note			2 beats
Crotchet	Quarter note			1 beat
Quaver	Eighth note	 ()		$\frac{1}{2}$ beat
Semiquaver	Sixteenth note	 ()		$\frac{1}{4}$ beat
Demisemiquaver	Thirty-second note			$\frac{1}{8}$ beat
Hemidemisemiquaver	Sixty-fourth note			$\frac{1}{16}$ beat



R. Hardman

$\text{♩} = 100$

[illegible]

Rhythm 2

A musical staff showing a sequence of notes and rests. The notes are: quarter note, eighth note, eighth note, quarter note, quarter note, dotted quarter note, eighth note, quarter note, quarter note, eighth note, eighth note, eighth note, eighth note, dotted quarter note, eighth note, quarter note, and a whole rest.

[illegible]

Rhythm 4 

Rhythm 5

17

3

Rhythm 6

The notation for Rhythm 6 consists of a single staff. It begins with a double bar line followed by a '21' indicating a 21-measure rest. This is followed by a series of eighth notes: one, a dotted eighth, and then a triplet of eighth notes. This triplet is followed by another triplet of eighth notes, then a dotted eighth note, and finally a triplet of eighth notes. The rhythm ends with a double bar line.

[illegible]

29 

Rhythm 9

33

3

37

3

41

Example 11

[illegible]




R. Hardman

[illegible][illegible][illegible][illegible]

17

Rhythm 5


The musical notation for Rhythm 5, measure 17, is as follows: The staff begins with a double bar line. The first eighth note is a quarter note (two eighth notes beamed together). The second eighth note is a quarter note. The third eighth note is a quarter note. The fourth eighth note is a quarter note. The fifth eighth note is a quarter note. The sixth eighth note is a quarter note. The seventh eighth note is a quarter note. The eighth eighth note is a quarter note. The ninth eighth note is a quarter note. The tenth eighth note is a quarter note. The eleventh eighth note is a quarter note. The twelfth eighth note is a quarter note. The thirteenth eighth note is a quarter note. The fourteenth eighth note is a quarter note. The fifteenth eighth note is a quarter note. The sixteenth eighth note is a quarter note. The staff ends with a double bar line.

Rhythm 6 

Rhythm 7 

29

Rhythm 8



33

Rhythm 9

Musical notation for Rhythm 9, a 16-measure piece in 4/4 time. The melody consists of eighth and sixteenth notes, with rests. The notes are: M4, M4, R4, M4, M4, M4, R4, M4, M4, M4, R4, M4, M4, M4, M4, R4.

[illegible]

Rhythm 11

41 3

[illegible]



R. Hardman

$\text{♩} = 100$

[illegible][illegible]

Rhythm 3

[illegible]

Rhythm 5 

21

Rhythm 6



Rhythm 7

25

[illegible]

Rhythm 9

The musical notation shows a single staff with a treble clef and a key signature of one flat. The rhythm consists of eighth notes and quarter notes, with some measures containing rests or specific note values indicated by stems and beams.

Rhythm 10 

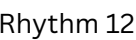
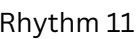
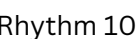
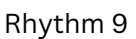
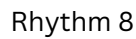
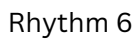
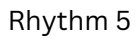
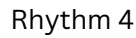
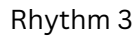
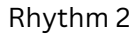
[illegible]

Rhythm 12 



R. Hardman


Rhythm 1





R. Hardman

[illegible]

Rhythm 2 

Rhythm 3

9 3 3 3

[illegible][illegible][illegible]

25

Rhythm 7

The musical notation for Rhythm 7, measure 25, is as follows: The staff begins with a double bar line. The first eighth note is followed by a quarter rest. The next eighth note is followed by an eighth rest. This is followed by a quarter note, an eighth note, and a quarter note. Then, there is a quarter note, an eighth note, and a quarter note. This is followed by a quarter note, an eighth note, and a quarter note. Then, there is a quarter note, an eighth note, and a quarter note. This is followed by a quarter note, an eighth note, and a quarter note. Then, there is a quarter note, an eighth note, and a quarter note. Finally, there is a quarter note, an eighth note, and a quarter note. The measure ends with a double bar line.

[illegible][illegible]

37

Rhythm 10

[illegible]

45

Rhythm 12



Rhythm Reading 39

R. Hardman

$\mathcal{J} = 100$

Rhythm 1 $\frac{4}{4}$

Rhythm 2 5

Rhythm 3 9

Rhythm 4 13

Rhythm 5 17

Rhythm 6 21

Rhythm 7 25

Rhythm 8 29

Rhythm 9 33

Rhythm 10 37

Rhythm 11 41

Rhythm 12 45

The image displays twelve rhythmic exercises, each on a five-line staff. The first staff is labeled 'Rhythm 1' and has a $\frac{4}{4}$ time signature. The subsequent eleven staves are labeled 'Rhythm 2' through 'Rhythm 12'. Above each of these labels is a number indicating the total count of beats or measures: 5, 9, 13, 17, 21, 25, 29, 33, 37, 41, and 45 respectively. The rhythms are composed of various note values including quarter notes, eighth notes, and sixteenth notes, along with rests and bar lines. Some rhythms include triplets, indicated by a '3' over a group of notes. The notation is clear and professional, suitable for a music textbook or practice book.


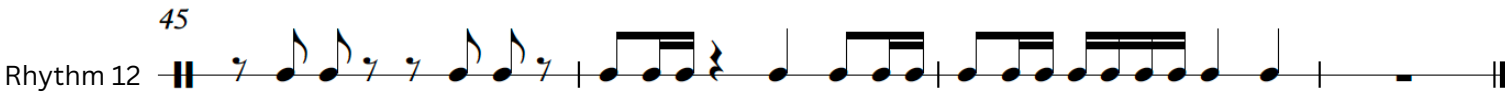
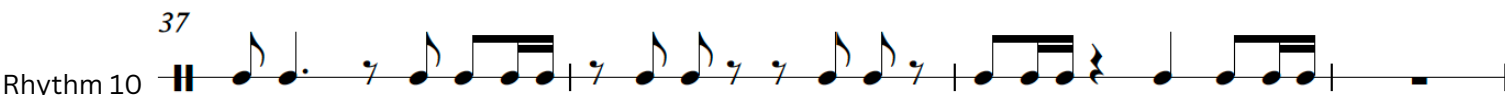
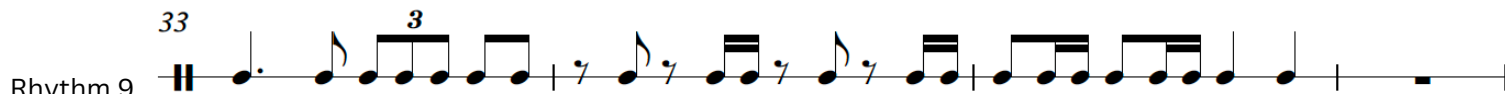
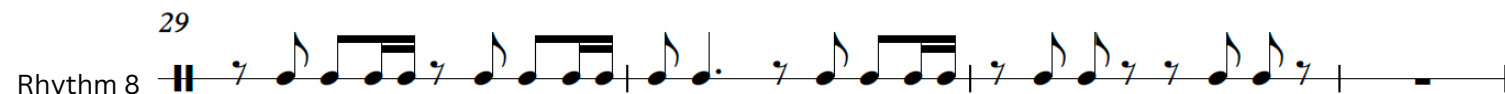
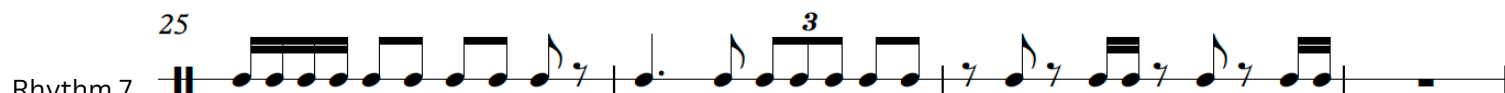
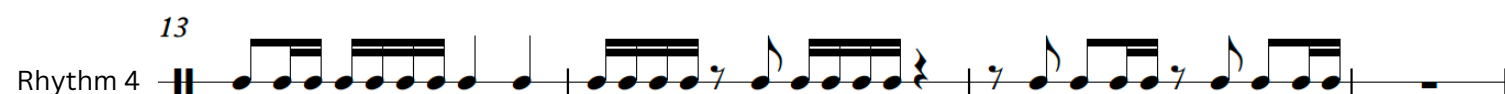





Rhythm Reading 40

R. Hardman

♩ = 100

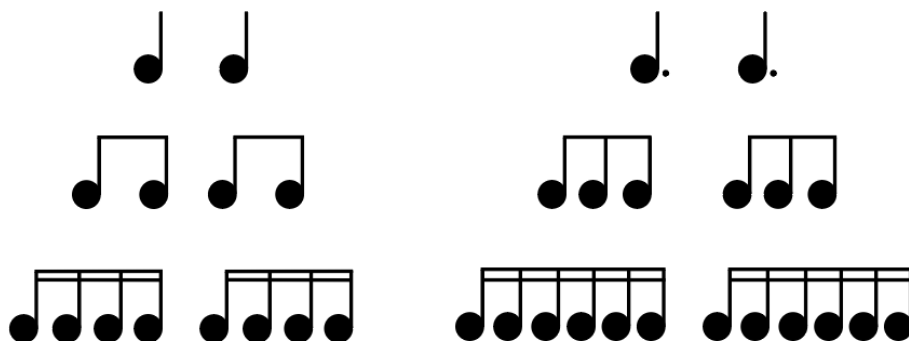




Time Signatures

Simple Time Signature

Compound Time Signature



Simple	$\frac{2}{4}$ $\frac{2}{2}$ $\frac{3}{8}$ $\frac{3}{4}$ $\frac{3}{2}$ $\frac{4}{4}$ $\frac{4}{2}$
Compound	$\frac{6}{8}$ $\frac{6}{4}$ $\frac{9}{8}$ $\frac{9}{4}$ $\frac{12}{8}$ $\frac{12}{4}$
Irregular	$\frac{5}{4}$ $\frac{5}{8}$ $\frac{7}{8}$ $\frac{7}{4}$

Play-Along Recordings

On Youtube you will find play-along videos for all 10 worksheets. Each video has two recordings. One with a metronome and one without.

You can clap, sing or play your instrument.

If you play your instrument, pick a note like Bb or C and play the rhythms on that note.

If you want to make it harder - try to play different pitches for each beat value. This is a great way to develop your improvising and composing skills, using rhythm as a starting point.

Youtube channel - @Music Theory Made Simple
(<https://www.youtube.com/@musictheorymadesimple>)

