



SIGHT-READING FOR THE TENOR SAXOPHONE



IMPROVE YOUR
SIGHT-READING!

BOOKLET 1

Rachel Hardman
Passionate About Music Education







C




D

E

F

G



British name	American name	Note value	Rest	Number of beats
Semibreve	Whole note			4 beats (or whole bar)
Minim	Half note			2 beats
Crotchet	Quarter note			1 beat
Quaver	Eighth note	 ()		$\frac{1}{2}$ beat
Semiquaver	Sixteenth note	 ()		$\frac{1}{4}$ beat
Demisemiquaver	Thirty-second note			$\frac{1}{8}$ beat
Hemidemisemiquaver	Sixty-fourth note			$\frac{1}{16}$ beat





Sight Reading 1 for Tenor Sax

R. Hardman

♩ = 72

1 2 3 4



mf



mp



mf



mp




p

mf



mp



mf



mf



f



mp





Improve your Sight-Reading for the Tenor Saxophone

Exercise 1

- Each worksheet has 12 lines of melodic patterns.
- Each melodic pattern lasts for 3 bars with a bar for resting and breathing. This gives you a chance to look ahead at the next line of pitches and rhythms.

Ideas for use!

- Clap the rhythms
- Say the rhythms with sounds (tea, coffee, lemonade, ti-ta, etc)
- Sing the letter names
- Play the melodic ideas on your instrument
- Play the whole worksheet as a round with some other clarinet friends
- Use the patterns to compose simple, longer melodies for your instrument.

Happy playing!

Play-Along Recordings

On Youtube you will find play-along videos for all sight-reading exercises.

Youtube channel - @Music Theory Made Simple (<https://www.youtube.com/@musictheorymadesimple>)

